



MEOAustralia
energy for the future

Investor Presentation

November 2015



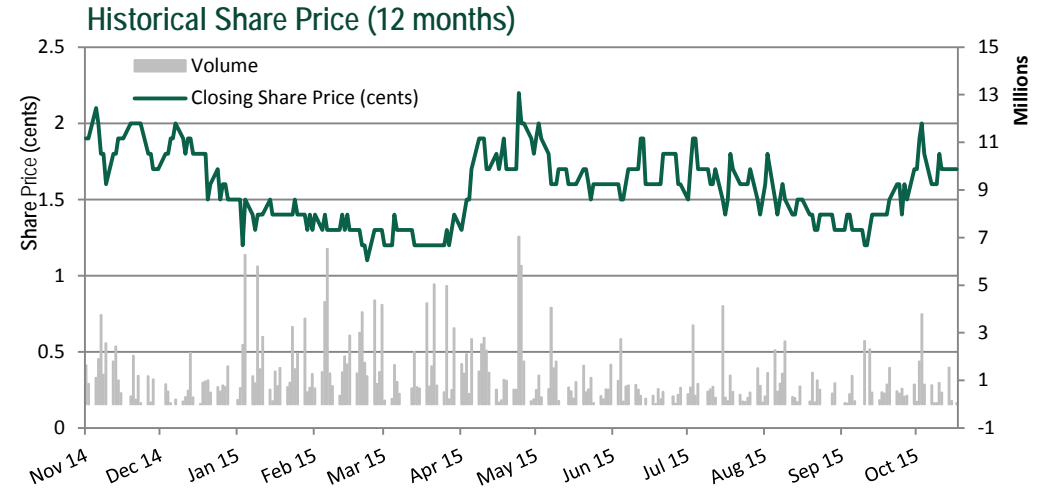
Corporate Overview

Company Overview

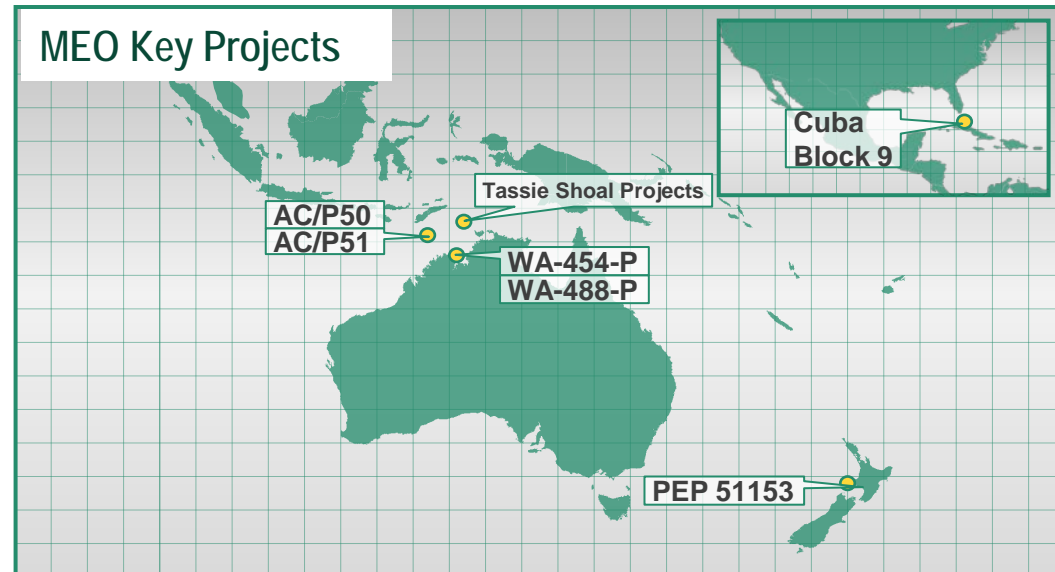


MEO Australia Limited (ASX: MEO)

Share Price (as at 12 November 2015)	\$0.017
Shares On Issue	750.5m
Options On Issue (exercise price \$0.50)	4.2m
Market Capitalisation	\$12.8m
Net Cash Position (30/9/15)	\$5.2m



- High impact portfolio of projects offshore Australia, onshore NZ & Cuba with strong cash position and low enterprise value – significant leverage to upside potential
- Revamped strategy under new MD and Board
 - Focused on high-impact activity from existing portfolio
 - Strong cash position enables MEO to be opportunistic in current market downturn
- Material near term news flow from NZ, Australia & Cuba



Board & Management



New leadership under MD Peter Stickland and new Board


Board of Directors



Peter Stickland
Managing Director
& CEO



Andrew Purcell
Non-Executive
Director –
appointed July '15



Michael Sandy
Non-Executive
Director –
appointed July '15



Greg Short
Non-Executive
Chairman – retiring
Nov 2015



Stephen Hopley
Non-Executive
Director – not
seeking re-election

Senior Team



Colin Naylor
CFO &
Company
Secretary



Robert Zammit
Exec Manager –
Commercial & BD



Errol Johnstone
Chief Geoscientist



Dean Johnstone
Senior
Geoscientist

Investment Highlights



Diverse, high impact portfolio

Onshore Assets

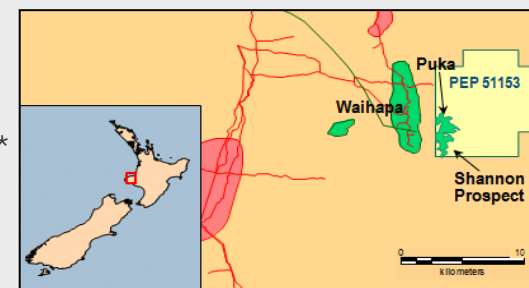
Cuba (MEO 100%)*

- Early mover advantage in Cuba - Secured "Block 9" covering 2,380km² onshore
- Cuba boasts exceptional oil and gas prospectivity
- Limited use of modern day exploration technologies
- Natural oil seeps and several small oil discoveries within Block 9 demonstrate prospectivity
- Quality, low-cost technical work to add value ahead of potential farmout and drilling



New Zealand (MEO 30%)

- Near term, low cost drilling in proven Taranaki basin, onshore NZ
- Shannon prospect Best Case prospective resource of 5.3mmstb (100%)**
- Significant potential value driver for MEO expected in Q2 CY2016



*Subject to Petro Australis 40% conditional back-in option.

** See Prospective Resource Cautionary Statement on Page 13

Investment Highlights



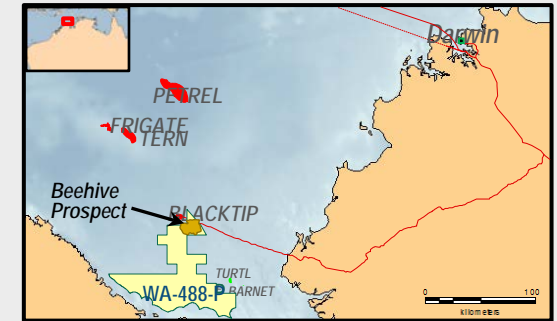
Diverse, high impact portfolio

Key Offshore Assets

Australia

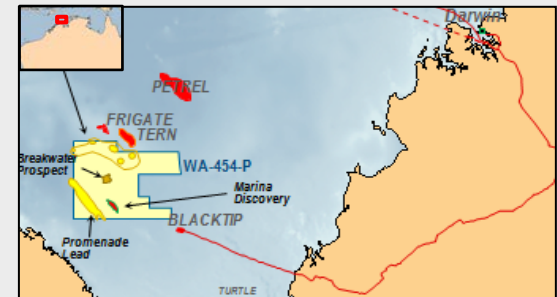
Beehive Prospect (MEO 100%)

- One of Australia's largest offshore oil prospects
- Multi billion barrel potential
- Shallow water, suitable for lower cost jack-up drilling rig



Breakwater Prospect (MEO 50%)

- Significant gas prospect, close to gas infrastructure
- Farm in partner, Origin, meeting 80% of well cost
- Shallow water, suitable for lower cost jack-up drilling rig



Tassie Shoal Methanol and LNG Projects (MEO 100%)

- TSMP Environmental approvals valid to 2052 - a strategic asset and a significant store of potential value



Cuba

Why Cuba?



MEO has early mover advantage into this significantly under explored region

- Cuba has excellent oil & gas prospectivity
 - Currently producing ~80,000 boe per day
 - Varadero field: >11 billion barrels OOIP
- US embargo of Cuba in place for >50 years.
- Limited application of modern exploration techniques
- Improving geopolitical environment and US diplomatic relations
- Attractive fiscal regime and supportive government
 - New Law of Foreign Investment in 2014, including 8 year profit tax exemption
- MEO is the only ASX listed company with Cuban energy exposure
- Well positioned to capitalise on near term expansion opportunities

North Cuba Basin - Significant undiscovered potential



*"Total undiscovered technically recoverable reserves of 4.6 billion barrels of crude oil, 9.8Tcf of natural gas and 900 million barrels of natural gas liquids"**

* Source: US Geological Survey, 2004

Cuba Block 9: Positioning and Prospectivity



Oil rich area with very significant potential

Positioning

- Awarded Block 9 PSC (MEO 100%*) in September 2015
- Onshore, 2,380 km², close to infrastructure
- Block 9 lightly explored but contains natural oil seeps and has several small oil discoveries

Prospectivity

- Along trend from Varadero oil field (>11 billion barrels Oil Originally in Place)
- Very significant exploration potential – possibility of another Varadero-sized field
- Potential for overlooked pay zones in old wells



*Subject to Petro Australis conditional 40% back-in option. See ASX announcement dated 3 September 2015

Cuba Block 9: MEO Strategy and Value Drivers



Flexible work commitment allows MEO to pursue multiple oil objectives

MEO Strategy

- Low initial work commitment
 - Initial 18 month period requires only studies & reprocessing
- MEO undertaking block-wide prospectivity assessment
- Targeting early drilling opportunities based on hydrocarbon recoveries from old wells

Value Drivers

- Data gathering underway – accessing more old well data may show more overlooked pay zones
- Seismic reprocessing to better define prospective trends
- Resource assessment to commence shortly thereafter



The President of Cuba, Government Officials, and Industrial Leaders viewing Gas Flare at Motembo (circa 1921)



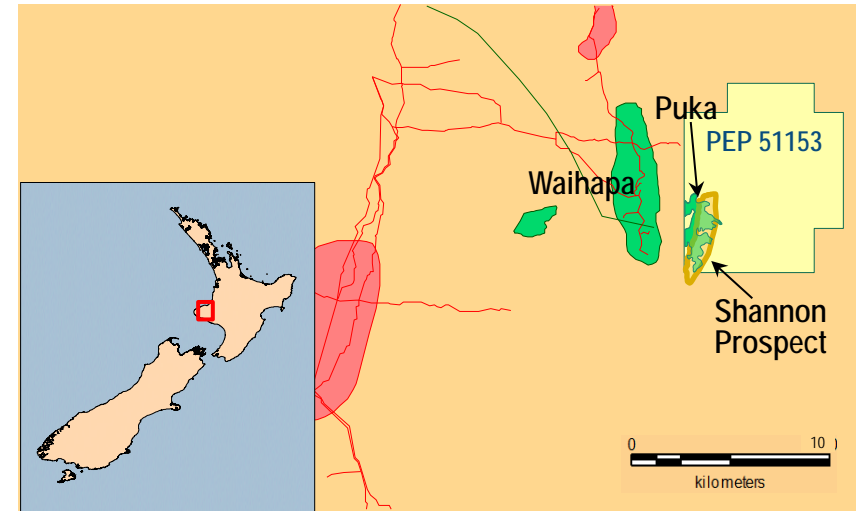
New Zealand

New Zealand: Onshore Production & Exploration



PEP51153 (MEO 30%)

- Puka oil accumulation
 - Shallow oil accumulations produced from 2 wells.
 - Discovered in 2013
 - Produced at 110-115 barrels/day under long term test before shut-in January 2015 due to mechanical problem and low oil price
 - Recent assessment suggests 600,000 barrels of 2C contingent resource (100%)
 - Investigating potential to work-over Puka-1, which if successful would trigger recommencement of production at Puka



Contingent Resources (MMstb, 100%)*

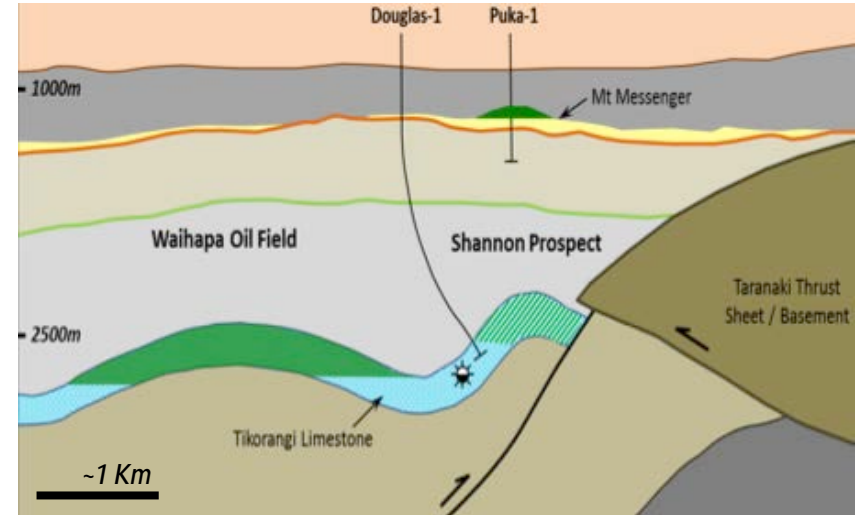
	1C	2C	3C
Puka			
Mount Messenger	0.3	0.6	1.8

New Zealand: Targeting Shannon Prospect for drilling in 2016



PEP51153 (MEO 30%)

- Shannon Prospect
 - Analogous to nearby Waihapa oil field (23+ MMstb produced) with highly productive wells
 - Moderate objective depth (2,700m), drillable from existing Puka location
 - Large structural trap with crest of structure 350 metres updip of oil shows in Douglas-1



Near term activities

- Preferred prospect for 2016 drilling
- Aim to drill well Q2 2016
- Well cost
 - Shannon-1 (preliminary estimate ~\$2m net)

Prospective Resources (MMstb, 100%)*

Shannon	CoS	Low	Best	Mean	High
Tikorangi	16%	0.3	5.3	7.0	16

Prospective Resources Cautionary Statement: The estimated quantities of petroleum that may potentially be recovered by the application of a future development project(s) relate to undiscovered accumulations. These estimates have both an associated risk of discovery and a risk of development. Future exploration appraisal and evaluation is required to determine the existence of a significant quantity of potentially moveable hydrocarbons.

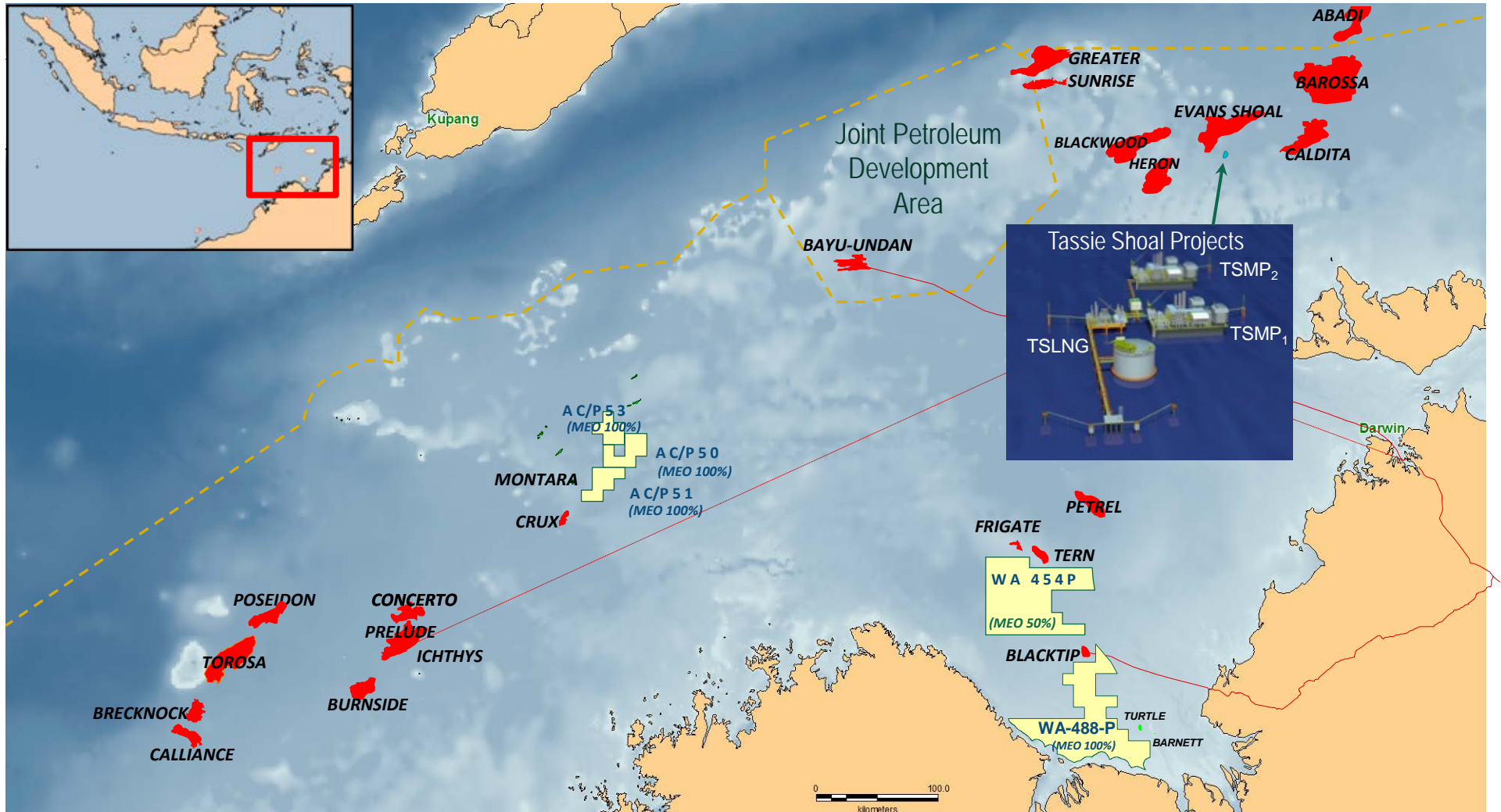


Australian Portfolio

Northern Australia Acreage



Discrete upstream projects adjacent to proven hydrocarbons



WA-488-P (MEO 100%): Beehive Prospect

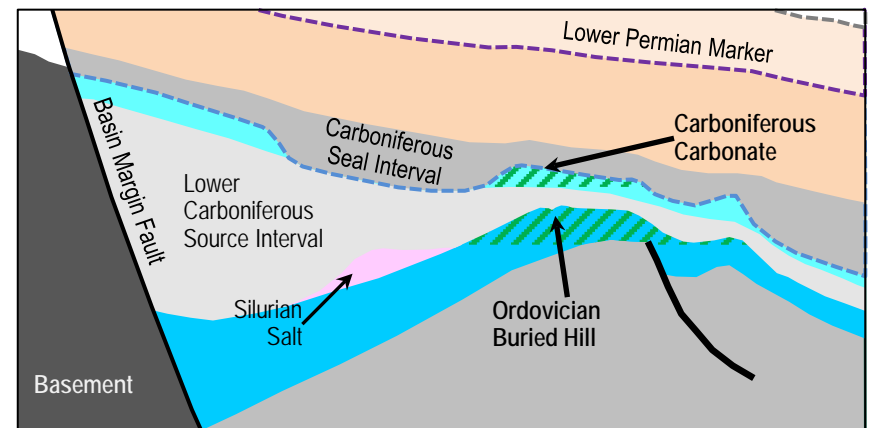
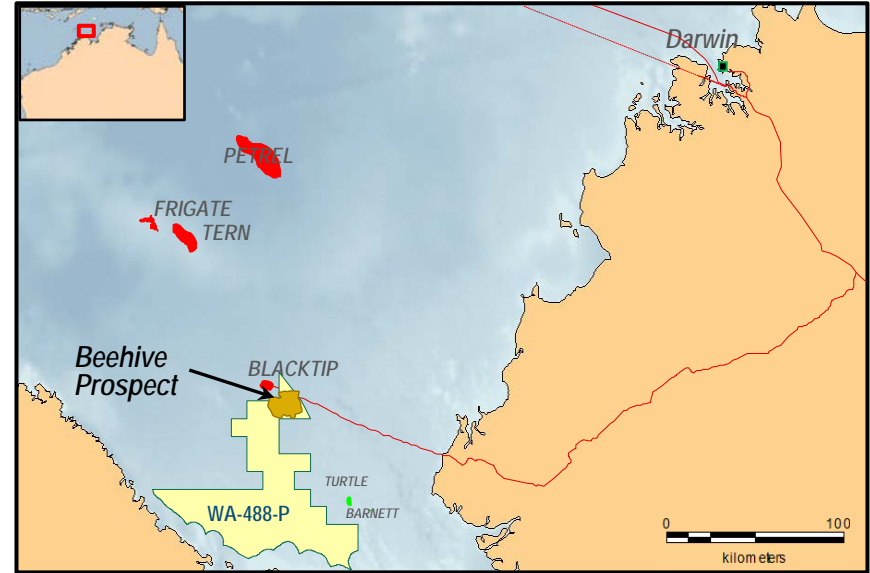


Giant Beehive dual objective oil prospect

- Significant, multi billion barrel oil prospect
- Recognised by many as the largest undrilled oil prospect offshore Australia
- Shallow water, suitable for lower cost jack-up drilling rig
- Developable by FPSO or pipeline

Near term activities

- Seek to farm down up to 80% interest to fund MEO's share of activities
- Determine whether to proceed with 3D seismic acquisition
- Seek to defer well obligation to 2016/17 to allow time for 3D seismic



Prospective Resources (Mmboe, 100%)*

Beehive	CoS	Low	Best	Mean	High
Carboniferous (upper)	16%	97	558	940	2033
Ordovician (lower)	8%	63	305	534	1220

* See Prospective Resources Cautionary Statement on page 13

WA-454-P (MEO 50%): Breakwater Prospect



MEO partly carried. Aiming to farm down to cover well cost

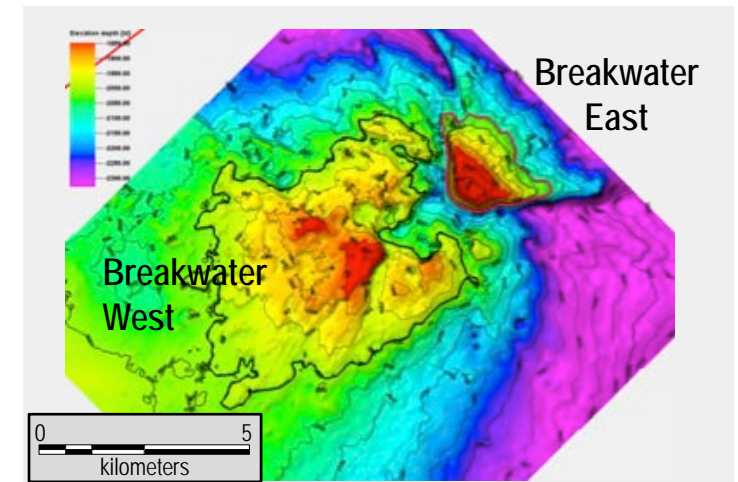
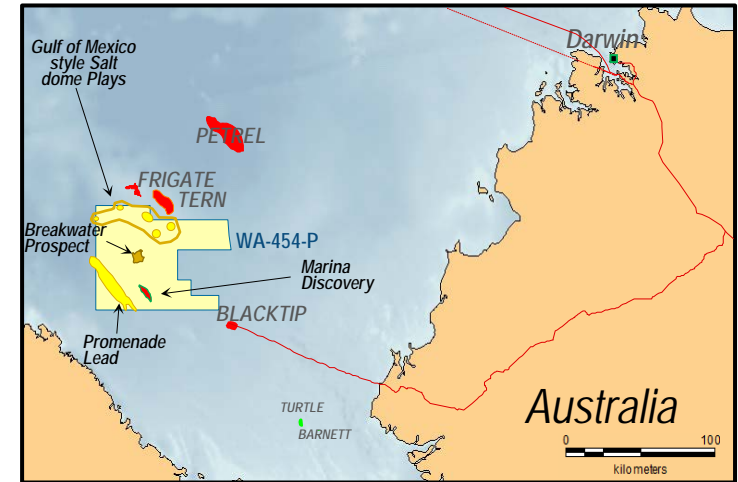
- Farmed out 50% to Origin in 2013 for:
 - \$5.6m cash PLUS
 - 80% of Breakwater-1 drilling cost (~A\$35m well cost cap)
- Multiple prospects, near existing infrastructure
- Suitable for lower cost jack-up drilling rig

Near term activities

- Seek to farm down a further interest to cover MEO's share of drilling costs
- Breakwater-1 drilling prior to Q4 2017 subject to rig availability

Prospective Resources (100%)*

Breakwater West	CoS	Low	Best	Mean	High
Gas (Bscf)		196	708	765	1,394
Condensate (MMstb)		1	6	11	25
Oil (MMstb)		4	16	18	33
Total Liquids (MMstb)	29%	5	22	28	59



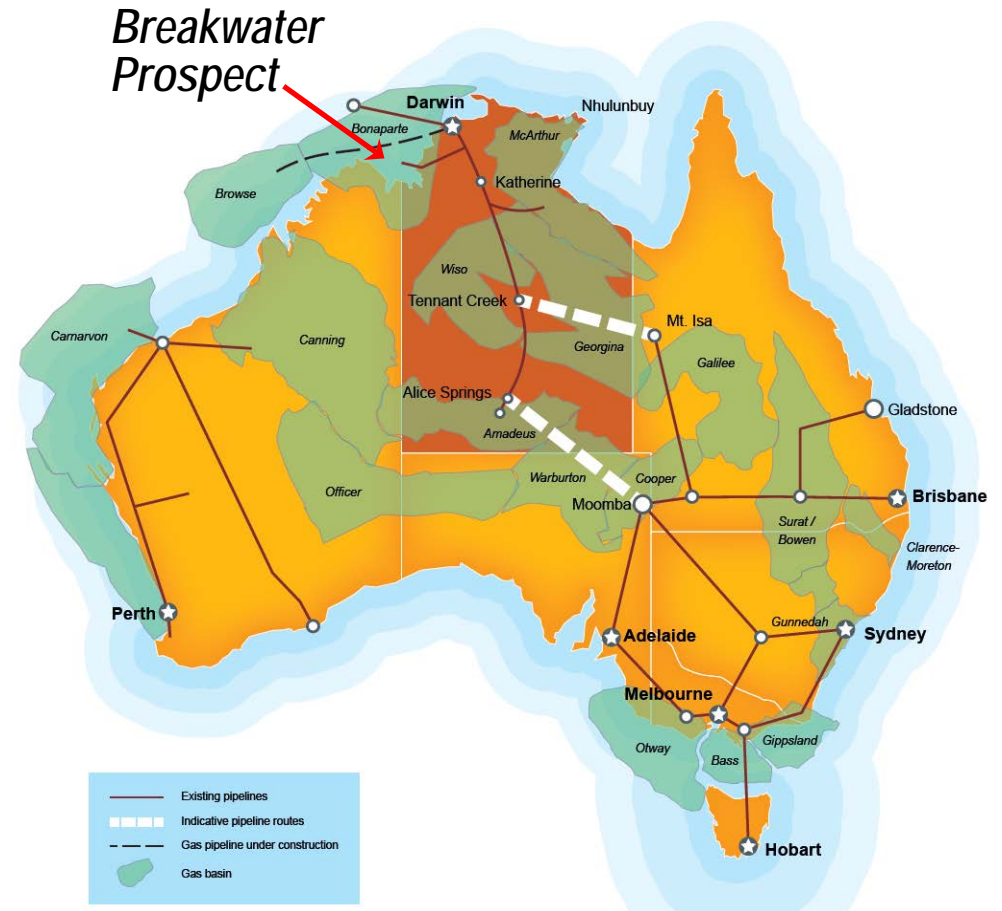
* See Prospective Resources Cautionary Statement on page 13

Breakwater Prospect - Impact of North East Gas Interconnector



Proposed gas pipeline potentially offers Breakwater access to East coast gas & LNG markets

- NT Gov't seeking private sector proposals to develop a pipeline connecting the Northern and Eastern Gas Markets – the North East Gas Interconnector (NEGI)
 - Initial proposals screened
 - 4 proponents made detailed proposals on 30/9/15.
 - Announcement of successful proponent expected shortly
- Pipeline expected to go into operation mid-2018
- Breakwater only 70km from a gas pipeline connecting to the East coast domestic gas and LNG markets if NEGI goes ahead

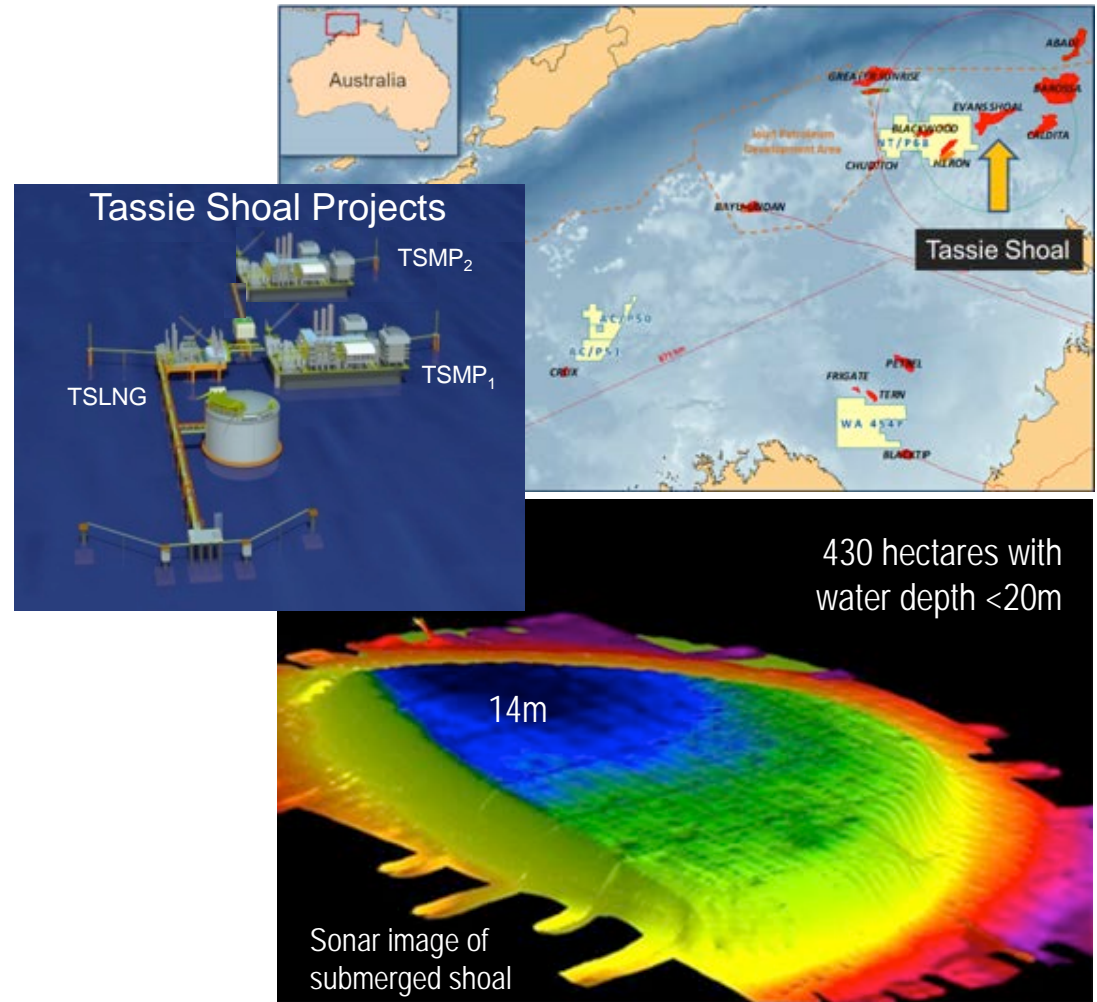


Tassie Shoal Projects (MEO 100%)



Shallow water site, innovative low cost development paths for regional stranded gas

- Region has substantial undeveloped high CO₂ gas that needs a low cost development solution
- Methanol manufacturing uses gas with high CO₂ (up to 30%) as feedstock for value added product
- Offshore construction and installation of Tassie Shoal Methanol Plants (TSMP) and Tassie Shoal LNG (TSLNG) dramatically reduces capital costs compared to alternatives
- MEO has developed the concepts for constructing Methanol and LNG plants at Tassie Shoal
 - long-dated Federal & State Government Environmental approvals (TSMP valid to 2052)
 - Major Project Facilitation status
 - Undertaken pre-FEED engineering studies
 - Established relationships with key technology providers
- Low holding cost with significant potential value





Summary



- Revitalised business and refocused strategy targeting projects with appropriate risk-reward profile
- Diverse, high impact exploration asset portfolio with material near-term value drivers
- Quality Shannon prospect in NZ, anticipated drilling in Q2 2016
- Unique Cuban leverage with early mover advantage
- Cuba has excellent oil & gas prospectivity
- Long-term potential value from Tassie Shoal Projects
- Rejuvenated Board and management team with expertise in relevant petroleum geology and experience in international jurisdictions

Contact: **Peter Stickland**
 +61 3 8625 6000
 Peter.Stickland@meoaustralia.com.au



Forward-looking Statements and Resources

Summary of information: This presentation contains general and background information about MEO's activities current as at the date of the presentation and should not be considered to be comprehensive or to comprise all the information that an investor should consider when making an investment decision. The information is provided in summary form, and should not be considered to be comprehensive or complete.

Not financial product advice: This presentation is not financial product, investment advice or a recommendation to acquire securities and has been prepared without taking into account the objectives, financial situation or needs of individuals. Before making an investment decision investors should consider the appropriateness of the information having regard to their own objectives, financial situation and needs, and seek legal, taxation and financial advice appropriate to their jurisdiction and circumstances.

Disclaimer: MEO and its related bodies corporate and each of their respective directors, agents, officers, employees and advisers expressly disclaim, to the maximum extent permitted by law, all liabilities (however caused, including negligence) in respect of, make no representations regarding, and take no responsibility for, any part of this presentation and make no representation or warranty as to the currency, accuracy, reliability or completeness of any information, statements, opinions, conclusions or representations contained in this presentation. In particular, this presentation does not constitute, and shall not be relied upon as, a promise, representation, warranty or guarantee as to the past, present or the future performance of MEO.

Future performance: This presentation contains certain forward-looking statements and opinion. The forward-looking statements, opinion and estimates provided in this presentation are based on assumptions and contingencies which are subject to change without notice, as are statements about market and industry trends, which are based on interpretations of current market conditions. Forward-looking statements, including projections, forecasts and estimates, are provided as a general guide only and should not be relied on as an indication or guarantee of future performance and involve known and unknown risks, uncertainties and other factors, many of which are outside the control of MEO. Past performance is not necessarily a guide to future performance and no representation or warranty is made as to the likelihood of achievement or reasonableness of any forward looking statements or other forecast.

Risks: An investment in MEO is subject to investment and other known and unknown risks, some of which are beyond the control of MEO.

Not an offer: This presentation is not, and should not be considered as, an offer or an invitation to acquire securities in MEO or any other financial products and neither this document nor any of its contents will form the basis of any contract or commitment. This presentation is not a prospectus. Offers of securities in MEO will only be made in places in which, or to persons to whom it would be lawful to make such offers. This presentation must not be disclosed to any other party and does not carry any right of publication. Neither this presentation nor any of its contents may be reproduced or used for any other purpose without the prior written consent of MEO.

No Distribution in the US: This presentation is not an offer of securities for sale in the United States. Any securities to be issued by MEO have not been and will not be registered under the US Securities Act of 1933, as amended (the "US Securities Act") and may not be offered or sold in the United States absent registration or an exemption from registration under the US Securities Act. No public offer of the securities is being made in the United States and the information contained herein does not constitute an offer of securities for sale in the United States. This presentation is not for distribution directly or indirectly in or into the United States or to US persons.

Monetary values: Unless otherwise stated, all dollar values are in Australian dollars (A\$). The information in this presentation remains subject to change without notice.

No distribution: Distribution of this presentation may be restricted by law. Persons who come into possession of this presentation should seek advice on and observe any such restrictions. Any failure to comply with such restrictions may constitute a violation of applicable securities laws.

Contingent and Prospective Resources: The information in this Target's Statement that relates to Contingent Resources and Prospective Resources for MEO is based on, and fairly represents, information and supporting documentation compiled by Peter Stickland, the Managing Director and Chief Executive Officer of MEO. Mr Stickland B.Sc (Hons) has over 25 years of relevant experience, is a member of the European Association of Geoscientists & Engineers and the Petroleum and Exploration Society of Australia, and consents to the publication of the resource assessments contained herein. The Contingent Resource and Prospective Resource estimates are consistent with the definitions of hydrocarbon resources that appear in the Listing Rules. Conversion factors: 6 Bscf gas equals 1 MMboe; 1 bbl condensate equals 1 boe.



Appendices

Appendix – MEO Group Assets



Country	Asset	MEO %	2016 Work Program	Value Driver
Cuba	Onshore Block 9 PSC	100%*	200km 2D reprocessing Studies	<ul style="list-style-type: none"> ✓ Quality, low-cost technical work to add value ahead of potential farm-out and drilling
New Zealand	Onshore Taranaki PEP 51153	30%	1 exploration well (~\$2 million)	<ul style="list-style-type: none"> ✓ Potential for Puka oil production restart ✓ Shannon-1 drilling in Q2 2016
Australia	Bonaparte Gulf WA-488-P <i>(Giant Beehive dual objective oil prospect)</i>	100%	Potential 3D seismic 1 exploration well (likely seek extension)	<ul style="list-style-type: none"> ✓ Potential extension of work program ✓ Farm down up to 80% to fund MEO's share of activities (3D seismic & well)
Australia	Bonaparte Gulf WA-454-P <i>(Carried interest on Breakwater Prospect)</i>	50%	Studies Well in 2017	<ul style="list-style-type: none"> ✓ Well cost 80% covered by Origin up to \$35M well cap ✓ Seek to farm down a further interest to cover MEO's share of drilling
Australia	Tassie Shoal Project EPBC 2000/108 & 2003/1067	100%	Stakeholder engagement	<ul style="list-style-type: none"> ✓ Environmental approvals valid to 2052 - a strategic asset and a significant store of potential value
Australia	Vulcan Sub-Basin AC/P50, AC/P51 & AC/P53	100%	3D seismic reprocessing	<ul style="list-style-type: none"> ✓ New oil play on trend with recent reported West-1 (Auriga) discovery near Crux ✓ Quality, low-cost technical work to add value ahead of potential farm-out and drilling

* Subject to Petro Australis 40% conditional back-in option